

**Philips Healthcare is part of
Royal Philips Electronics**

How to reach us

www.philips.com/healthcare
healthcare@philips.com

Asia

+49 7031 463 2254

Europe, Middle East, Africa

+49 7031 463 2254

Latin America

+55 11 2125 0744

North America

+1 425 487 7000

800 285 5585 (toll free, US only)

Philips Respiroics
1010 Murry Ridge Lane
Murrysville, PA 15668

Customer Service
+1 724 387 4000
800 345 6443 (toll free, US only)

Philips Respiroics International
Headquarters
+33 1 47 28 30 82

Philips Respiroics Asia Pacific
+65 6882 5282

Philips Respiroics Australia
+61 (2) 9947 0440
1300 766 488 (toll free,
Australia only)

Philips Respiroics China
+86 800 820 6665
+86 400 820 6665

Philips Respiroics Deutschland
+49 8152 93 06 0

Philips Respiroics France
+33 2 51 89 36 00

Philips Respiroics Italy
+39 039 203 1

Philips Respiroics Sweden
+46 8 120 45 900

Philips Respiroics Switzerland
+41 6 27 45 17 50

Philips Respiroics United
Kingdom
+44 800 1300 845

www.philips.com/respiroics

Respiroics and EverFlo are trademarks of Respiroics, Inc. and its affiliates.

Please visit www.philips.com/respiroics



© 2013 Koninklijke Philips Electronics N.V. All rights are reserved.

Philips Healthcare reserves the right to make changes in specifications and/or to discontinue any product at any time without notice or obligation and will not be liable for any consequences resulting from the use of this publication.

Broudy AE 3/18/13 MCI 4105495 PN 1081279

EverFlo



User guide

PHILIPS
RESPIRONICS



Required maintenance:

Periodically use a damp cloth to wipe down the exterior case of the device and ensure the holes of the filter door are unobstructed.

How to connect your humidifier?



1. Use the tube on the filter door.








2. Connect the tube to the bottle.



3. Connect the other end to the oxygen outlet.

Alarms

	The device is turned on and working properly.
Audible Alarm only	Check to see if the device is plugged in or if there is a power failure.
	Low oxygen condition: continue to use the unit but call your homecare provider.
	Turn the device off, wait 5 min and on again. If condition persists, turn the unit off and call your provider.
	Turn off the unit: check power cord is plugged, check flow meter knob, check nasal cannula, check humidifier connection.
	Turn off the device, connect to a back up oxygen source and call your homecare provider.

If alarm condition persists, connect to a back up oxygen source and call your homecare provider.

This guide is intended to be a quick reference tool for use of the EverFlo. It does not replace the EverFlo User Manual, which provides more complete information and instructions.